

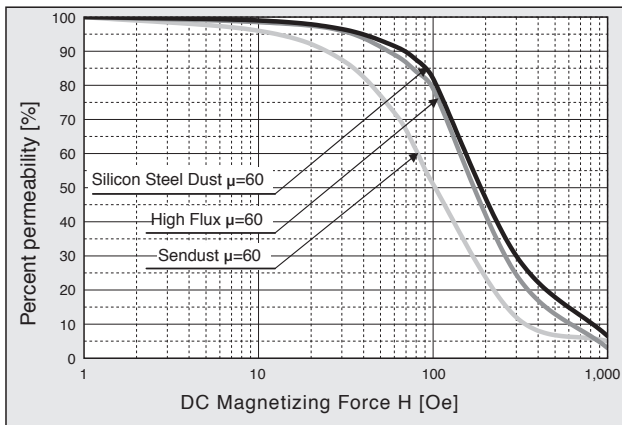
◆ MAJOR USES

- Output choke coils for Switching Mode Power Supply
- Choke coils for DC-DC converter
- Normal mode choke coils for noise control
- Choke coils for Power Factor Corrective circuit

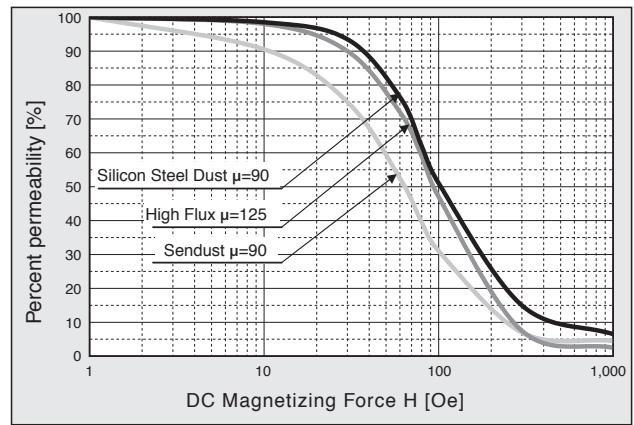
◆ FEATURES

- Excellent characteristics in frequency and temperature
- Miniaturization and excellent D.C. bias characteristics in comparison with ferrite choke coils by the feature of higher saturation magnetic flux density

◆ D.C. bias of Dust core (1)

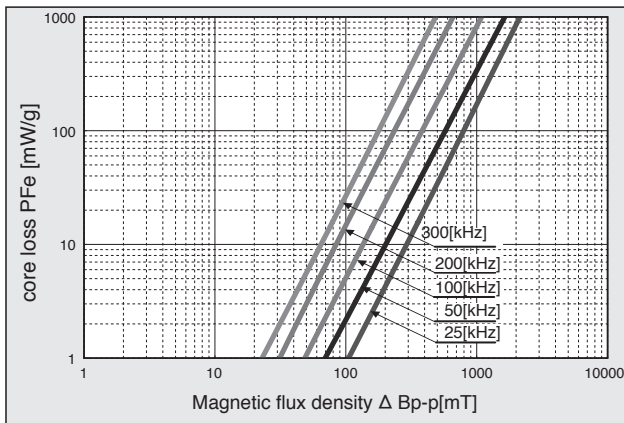


◆ D.C. bias of Dust core (2)



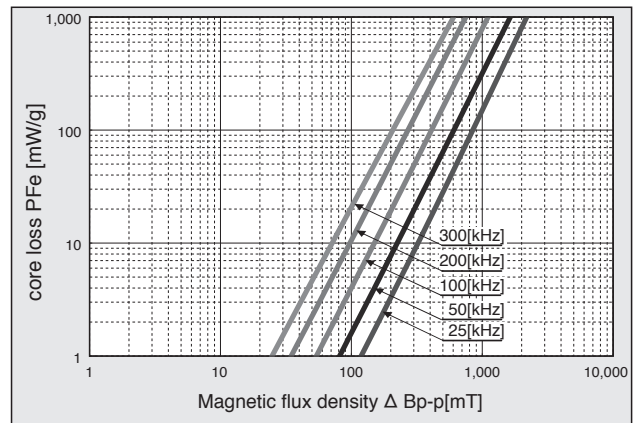
◆ Core Loss Characteristics (1) (Magnetic Flux Density Dependency)

- Sendust(Fe-Si-Al)



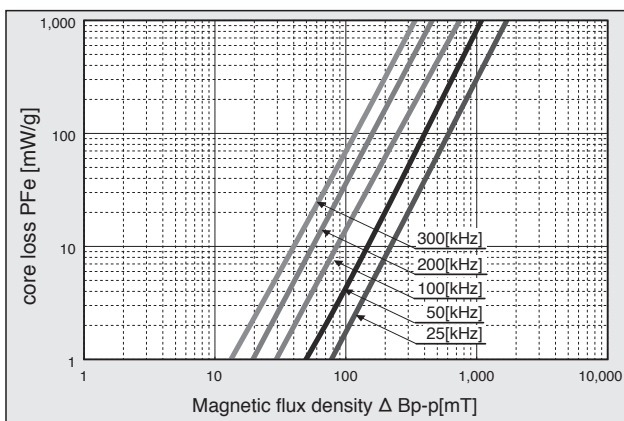
◆ Core Loss Characteristics (2) (Magnetic Flux Density Dependency)

- High Flux(Fe-Ni)

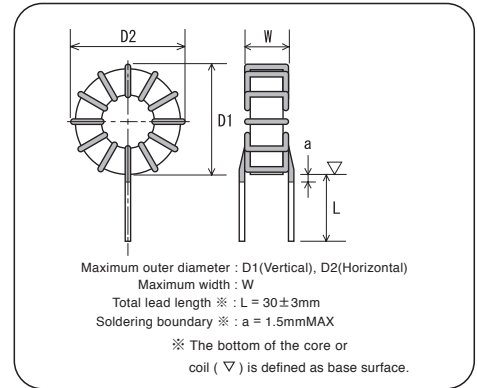


◆ Core Loss Characteristics (3) (Magnetic Flux Density Dependency)

- Silicon steel dust (Fe-Si)



● Permissible end-to-end voltage of coils : 250V



◆ COIL STANDARD SPECIFICATIONS

Coil Part No.	Rated Current A	Inductance ^{*1} (100kHz)		D.C.R. mΩ (max)	Winding mm φ × lines	Outside Dimensions		
		0[A] μH	Rating μH			D1 mm	D2 mm	W mm
● LHDM002141AQDV0E	2	190	135	78	0.7φ × 1P	22.5	23.5	12.5
● LHDM003800AQDV0E	3	120	80	48	0.8φ × 1P	23.0	24.0	13.5
● LHDM005300AQDV0E	5	46	30	23	1.0φ × 1P	23.5	24.5	14.5
● LHDM002331ARDV0E	2	550	330	150	0.7φ × 1P	26.0	27.0	14.0
● LHDM003101ARDV0E	3	140	100	58	0.8φ × 1P	26.0	27.0	14.0
● LHDM005550ARDV0E	5	95	55	32	1.0φ × 1P	26.5	27.0	14.5
◎ LHDM003251AUGV0E	3	360	250	90	0.8φ × 1P	32.5	33.0	14.0
◎ LHDM005161AUGV0E	5	310	160	55	1.0φ × 1P	33.5	34.0	15.0
◎ LHDM010300AUGV0E	10	48	30	14	1.1φ × 2P	34.0	34.5	16.0
◎ LHDM002951AUDV0E ^{*2}	2	1500	950	260	0.7φ × 1P	32.5	33.5	18.5
◎ LHDM003231AUDV0E ^{*2}	3	300	230	90	0.8φ × 1P	32.5	33.5	18.5
◎ LHDM005141AUDV0E ^{*2}	5	210	140	50	1.0φ × 1P	33.0	34.0	19.0
◎ LHDM010330AUDV0E ^{*2}	10	48	33	12	1.6φ × 1P	35.0	36.0	20.5
◎ LHDM005571AZDV0E ^{*2}	5	800	570	95	1.1φ × 1P	52.5	53.0	26.5
◎ LHDM010151AZDV0E ^{*2}	10	220	150	28	1.6φ × 1P	55.0	56.0	28.0
◎ LHDM020200AZDV0E ^{*2}	20	26	20	6	1.8φ × 2P	55.0	56.0	28.5

*1 Rated inductance tolerance ; ±20%, the inductance at current 0[A] indicates the reference value.

*2 Correspondence with the core case is possible.

There is a horizontal putting type in all items in the above list.

'V' changes into "H" in last the third digit of the name of items.

There is a type with the length putting seat in ● item in the above list. "D" in last the third digit of the name of items.

There is a type with the length putting seat in ◎ item in the above list.

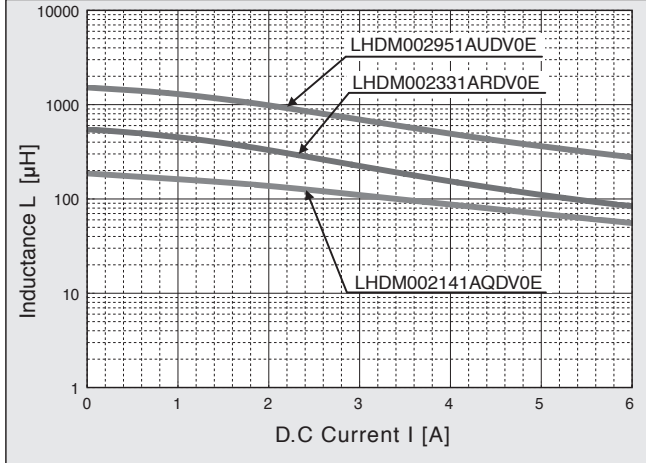
"V" changes into "D" in last the third digit of the name of items.

*Order the auxiliary pins separately if they are required for the pedestal.

Please select them according to the situation.

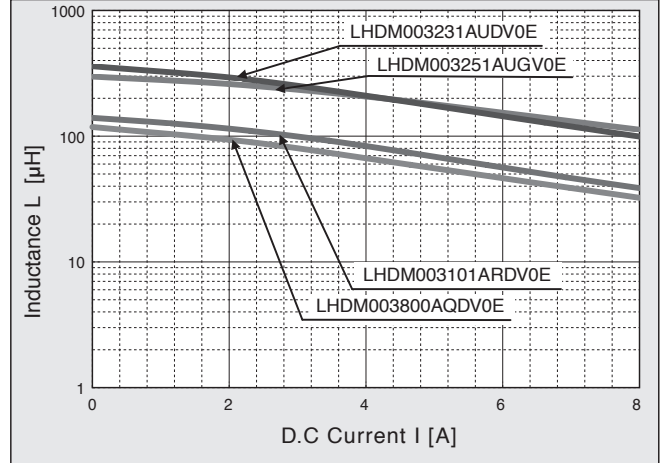
◆D.C. BIAS CHARACTERISTICS (1)

●Rated Current : 2[A], Frequency : 100[kHz]



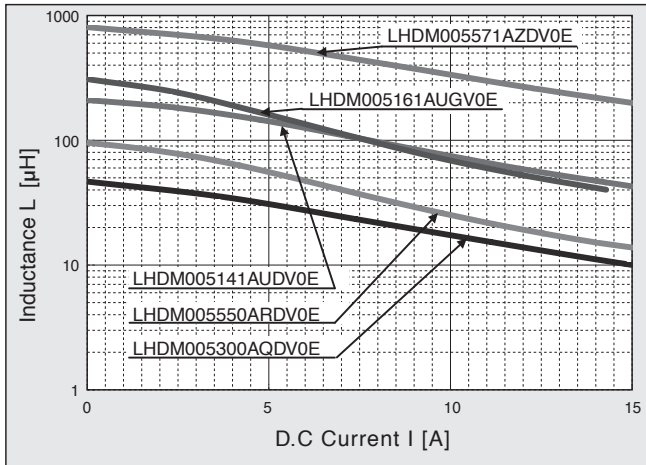
◆D.C. BIAS CHARACTERISTICS (2)

●Rated Current : 3[A], Frequency : 100[kHz]



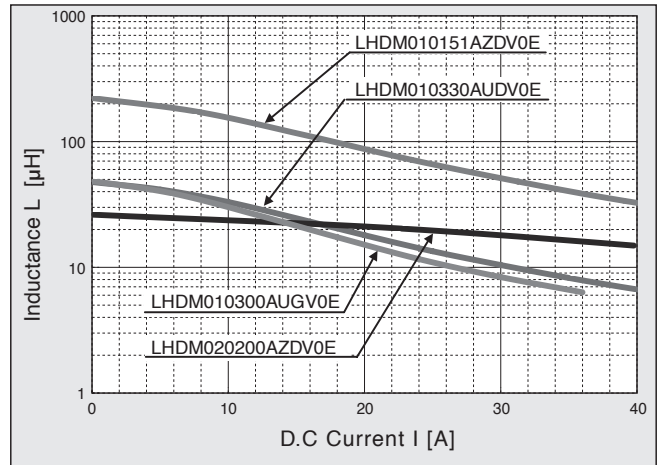
◆D.C. BIAS CHARACTERISTICS (3)

●Rated Current : 5[A], Frequency : 100[kHz]

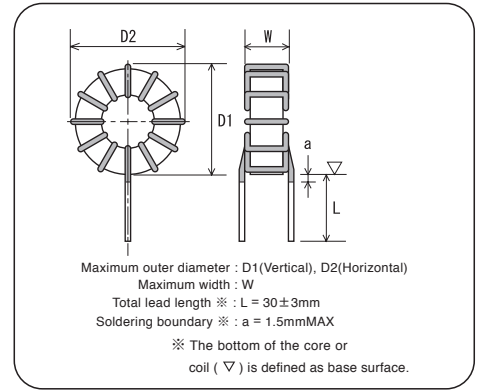


◆D.C. BIAS CHARACTERISTICS (4)

●Rated Current : 10, 20[A], Frequency : 100[kHz]



● Permissible end-to-end voltage of coils : 250V



◆ COIL STANDARD SPECIFICATIONS

Coil Part No.	Rated Current A	Inductance ^{*1} (100kHz)		D.C.R. mΩ (max)	Winding mm φ × lines	Outside Dimensions		
		0[A] μH	Rating μH			D1 mm	D2 mm	W mm
● LHDM003101CQFV0E	3	115	100	45	0.8φ × 1P	22.0	23.0	13.5
● LHDM005570CQFV0E	5	70	57	25	1.0φ × 1P	22.5	23.5	14.5
● LHDM003231CTBV0E	3	250	230	96	0.8φ × 1P	29.0	30.0	16.5
● LHDM005141CTBV0E	5	160	140	52	1.0φ × 1P	29.5	30.5	17.5
LHDM010330CTBV0E	10	37	33	12	1.6φ × 1P	31.5	32.5	19.5
◎ LHDM005571CYFV0E ^{*2}	5	710	570	76	1.1φ × 1P	46.5	47.5	23.0
LHDM010151CYBV0E ^{*2}	10	170	150	28	1.6φ × 1P	47.5	48.5	26.0
LHDM020200CYBV0E ^{*2}	20	24	20	6	1.8φ × 2P	48.0	49.0	26.5

*1 Rated inductance tolerance ; ±20%, the inductance at current 0[A] indicates the reference value.

*2 Correspondence with the core case is possible.

There is a horizontal putting type in all items in the above list.

'V' changes into 'H' in last the third digit of the name of items.

There is a type with the length putting seat in ● item in the above list. "D" in last the third digit of the name of items.

There is a type with the length putting seat in ◎ item in the above list.

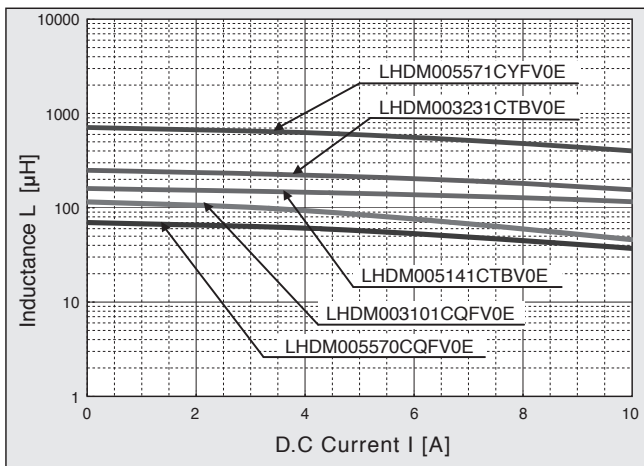
"V" changes into "D" in last the third digit of the name of items.

*Order the auxiliary pins separately if they are required for the pedestal.

Please select them according to the situation.

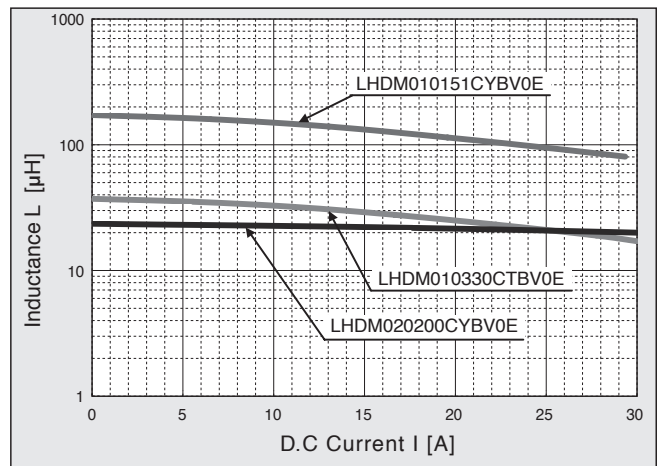
◆ D.C. BIAS CHARACTERISTICS (1)

● Frequency : 100[kHz]



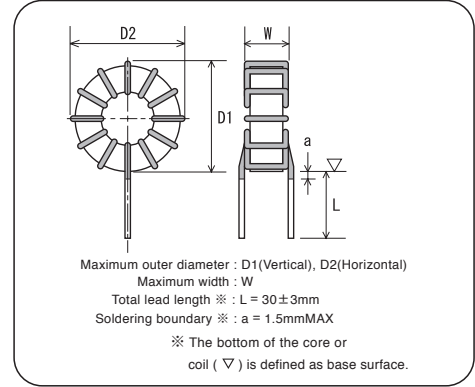
◆ D.C. BIAS CHARACTERISTICS (2)

● Frequency : 100[kHz]



◆FEATURES

- Dust coils of case type are applicable as PET UL94V-0 Type F (155°C).



◆COIL STANDARD SPECIFICATIONS

Coil Part No.	Rated Current A	Inductance ^{*1} (100kHz)		D.C.R. mΩ (max)	Winding mmφ×lines	Outside Dimensions		
		0[A] μH	Rating μH			D1 mm	D2 mm	W mm
◎ LHDM005451DUFV0E	5	620	450	85	1.0φ×1P	34.5	35.5	22.0
◎ LHDM007381DVFV0E	7	640	380	65	1.2φ×1P	41.5	42.0	21.5
◎ LHDM008371DVFV0E	8	750 ^{*2}	370 ^{*2}	59	1.3φ×1P	42.5	43.0	23.0
◎ LHDM008501DYBV0E	8	570 ^{*2}	500 ^{*2}	68	1.4φ×1P	50.0	50.5	27.5
◎ LHDM010201DVFV0E	10	340	200	30	1.1φ×2P	43.5	44.0	23.0
● LHDM010401DYBV0E	10	490	400	58	1.5φ×1P	50.0	50.5	27.0
◎ LHDM010651DZBV0E	10	760 ^{*2}	650 ^{*2}	72	1.0φ×2P	57.5	58.0	31.0
◎ LHDM015301DZBV0E	15	360	300	35	1.3φ×2P	57.0	57.5	32.0

*1 Rated inductance tolerance : ±20%, inductance at current 0[A] indicates reference value.

*2 LHDM008371DVFV0E, LHDM008501DYBV0E, LHDM010651DZBFV0E:50kHz

There is a horizontal putting type in all items in the above list. "V" changes into "H" in last the third digit of the name of items.

There is a type with the length putting seat in ● item in the above list. "V" changes into "D" in the last the third digit of the name of items.

There are the type with the length putting seat and the horizontal putting seat in ◎ item.

The type with the length putting seat is "V" changes into "B" in last the third digit of the name of items.

*Order the auxiliary pins separately if they are required for the pedestal.

Please select them according to the situation.

◆D.C. BIAS CHARACTERISTICS

- Frequency : 100[kHz]

