

# GQB Series

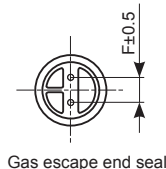
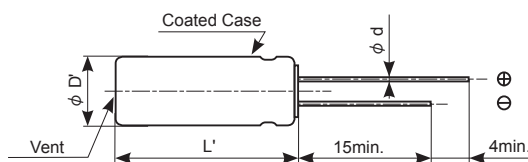
- Endurance with ripple current : 1,000 hours at 150°C
- For automobile transmission, electric water pump and other high temperature applications.
- Solvent resistant type.
- RoHS2 Compliant
- AEC-Q200 compliant : Please contact Chemi-Con for more details, test data, information.

## SPECIFICATIONS

Items	Characteristics	
Category	-40 to +150°C	
Temperature Range		
Rated Voltage Range	25, 35V <sub>dc</sub>	
Capacitance Tolerance	±20% (M) (at 20°C, 120Hz)	
Leakage Current	I=0.03CV or 4μA, whichever is greater. Where, I : Max. leakage current (μA), C : Nominal capacitance (μF), V : Rated voltage (V) (at 20°C after 1 minute)	
Dissipation Factor (tan δ)	Rated voltage (V <sub>dc</sub> )	25V 35V
	tan δ (Max)	0.14 0.12
	When nominal capacitance exceeds 1,000μF, add 0.02 to the value above for each 1,000μF increase. (at 20°C, 120Hz)	
Low Temperature Characteristics	Z(-25°C) / Z(+20°C)	2max.
	Z(-40°C) / Z(+20°C)	4max. (at 120Hz)
Endurance <sup>1</sup>	The following specifications shall be satisfied when the capacitors are restored to 20°C after subjected to DC voltage with the rated ripple current is applied (the peak voltage shall not exceed the rated voltage) for 1,000 hours at 150°C.	
	Capacitance change	≤ ±30% of the initial value
	D.F. (tan δ)	≤ 300% of the initial specified value
	Leakage current	≤ The initial specified value
Shelf Life	The following specifications shall be satisfied when the capacitors are restored to 20°C after exposing them for 500 hours at 150°C without voltage applied. Before the measurement, the capacitor shall be preconditioned by applying voltage according to Item 4.1 of JIS C 5101-4.	
	Capacitance change	≤ ±30% of the initial value
	D.F. (tan δ)	≤ 300% of the initial specified value
	Leakage current	≤ The initial specified value

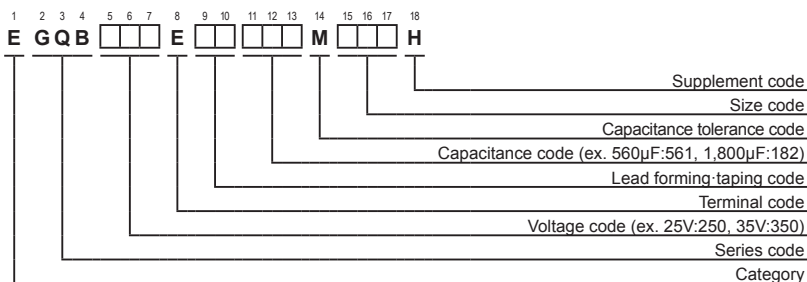
## DIMENSIONS [mm]

- Terminal Code : E



φ D	12.5	16	18
φ d	0.6	0.8	0.8
F	5.0	7.5	7.5
φ D'	φ D+0.5max.		
L'	L+1.5max.		

## PART NUMBERING SYSTEM



Product specifications in this bulletin are subject to change without notice. Request our product specifications before purchase and/or use. Please use our products based on the information contained in this bulletin and product specifications. Please contact us for mass production schedule.

# GQB Series

## ◆ STANDARD RATINGS

WV (Vdc)	Cap ( $\mu$ F)	Case size $\phi$ D×L(mm)	tan $\delta$	ESR ( $\Omega$ max./100kHz)		Rated ripple current (mA <sub>rms</sub> /150°C, 100kHz)	Part No.
				20°C	-40°C		
25	1,100	12.5×20	0.14	0.12	1.4	1,100	EGQB250E□□112MK20H
	1,600	12.5×25	0.14	0.080	1.0	1,300	EGQB250E□□162MK25H
	1,800	16×20	0.14	0.070	1.0	1,460	EGQB250E□□182ML20H
	2,400	18×20	0.16	0.058	0.90	1,560	EGQB250E□□242MM20H
	2,700	16×25	0.16	0.050	0.80	1,720	EGQB250E□□272ML25H
	3,600	18×25	0.18	0.042	0.70	1,800	EGQB250E□□362MM25H
35	560	12.5×20	0.12	0.15	4.5	1,000	EGQB350E□□561MK20H
	750	12.5×25	0.12	0.12	3.4	1,200	EGQB350E□□751MK25H
	910	16×20	0.12	0.10	3.0	1,260	EGQB350E□□911ML20H
	1,200	18×20	0.12	0.084	2.0	1,320	EGQB350E□□122MM20H
	1,400	16×25	0.12	0.067	2.0	1,600	EGQB350E□□142ML25H
	1,800	18×25	0.12	0.058	1.4	1,680	EGQB350E□□182MM25H

□□ :Enter the appropriate lead forming or taping code.

## ◆ RATED RIPPLE CURRENT MULTIPLIERS

### ● Frequency Multipliers

Capacitance ( $\mu$ F)	Frequency (Hz)			
	120	1k	10k	100k
560	0.50	0.85	0.94	1.00
750 to 1,800	0.60	0.87	0.95	1.00
2,400 to 3,600	0.75	0.90	0.95	1.00

Please contact us for lifetime estimation.