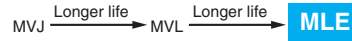


# Alchip™-MLE Series

- Endurance : 7,000 to 8,000 hours at 105°C
- Rated voltage range : 6.3 to 50V
- Nominal capacitance range : 1.0 to 1,000μF
- Suitable for long life and low profile products
- Solvent resistant type (see PRECAUTIONS AND GUIDELINES)
- RoHS2 Compliant

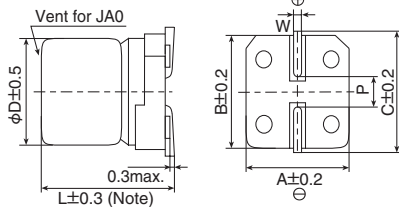


## ◆ SPECIFICATIONS

Items	Characteristics						
<b>Category</b>	-25 to +105°C						
<b>Temperature Range</b>							
<b>Rated Voltage Range</b>	6.3 to 50V <sub>dc</sub>						
<b>Capacitance Tolerance</b>	±20%(M) (at 20°C, 120Hz)						
<b>Leakage Current</b>	I=0.03CV or 4μA, whichever is greater Where, I : Max. leakage current (μA), C : Nominal capacitance (μF), V : Rated voltage (V) (at 20°C, after 2 minutes)						
<b>Dissipation Factor (tan δ)</b>	Rated voltage (V <sub>dc</sub> )	6.3V	10V	16V	25V	35V	50V
	tan δ (Max.)	0.32	0.28	0.26	0.16	0.14	0.14
<b>Low Temperature Characteristics (Max. Impedance Ratio)</b>	Rated voltage(V <sub>dc</sub> )	6.3V	10V	16V	25V	35V	50V
	Z(-10°C)/Z(+20°C)	4	3	2	2	2	2
<b>Endurance</b>	The following specifications shall be satisfied when the capacitors are restored to 20°C after the rated voltage is applied for specified time at 105°C.						
Time	D73 to F73 : 7,000 hours F90 to JA0 : 8,000 hours						
Capacitance change	≤ ±30% of the initial value						
D.F. (tan δ)	≤300% of the initial specified value						
Leakage current	≤The initial specified value						
<b>Shelf Life</b>	The following specifications shall be satisfied when the capacitors are restored to 20°C after exposing them for 1,000 hours at 105°C without voltage applied. Before the measurement, the capacitor shall be preconditioned by applying voltage according to Item 4.1 of JIS C 5101-4.						
Capacitance change	≤ ±30% of the initial value						
D.F. (tan δ)	≤300% of the initial specified value						
Leakage current	≤The initial specified value						

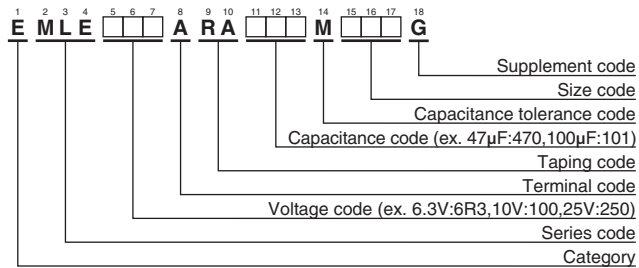
## ◆ DIMENSIONS [mm]

- Terminal Code : A



Size code	D	L	A	B	C	W	P
D73	4	7.0	4.3	4.3	5.1	0.5 to 0.8	1.0
E73	5	7.0	5.3	5.3	5.9	0.5 to 0.8	1.4
F73	6.3	7.0	6.6	6.6	7.2	0.5 to 0.8	1.9
F90	6.3	8.7	6.6	6.6	7.2	0.5 to 0.8	1.9
HA0	8	10.0	8.3	8.3	9.0	0.7 to 1.1	3.1
JA0	10	10.0	10.3	10.3	11.0	0.7 to 1.1	4.5

## ◆ PART NUMBERING SYSTEM



Please refer to "Product code guide (surface mount type)"

## ◆ MARKING

EX) 16V47μF



- Rated voltage symbol

Rated voltage (V <sub>dc</sub> )	6.3	10	16	25	35	50
Symbol	j	A	C	E	V	H

Alchip™-MLE Series

◆STANDARD RATINGS

WV (V <sub>ac</sub> )	Cap (μF)	Size code	Rated ripple current (mA <sub>rms</sub> /105°C, 120Hz)	Part No.	WV (V <sub>ac</sub> )	Cap (μF)	Size code	Rated ripple current (mA <sub>rms</sub> /105°C, 120Hz)	Part No.
6.3	22	D73	22	EMLE6R3ARA220MD73G	35	1.0	D73	6.2	EMLE350ARA1R0MD73G
	47	E73	36	EMLE6R3ARA470ME73G		2.2	D73	11	EMLE350ARA2R2MD73G
	100	F73	60	EMLE6R3ARA101MF73G		3.3	D73	14	EMLE350ARA3R3MD73G
	220	F90	101	EMLE6R3ARA221MF90G		4.7	D73	15	EMLE350ARA4R7MD73G
	330	HA0	160	EMLE6R3ARA331MHA0G		4.7	E73	19	EMLE350ARA4R7ME73G
	1,000	JA0	313	EMLE6R3ARA102MJA0G		10	E73	25	EMLE350ARA100ME73G
10	33	E73	35	EMLE100ARA330ME73G		10	F73	30	EMLE350ARA100MF73G
	220	HA0	141	EMLE100ARA221MHA0G		22	F73	42	EMLE350ARA220MF73G
16	10	D73	18	EMLE160ARA100MD73G		22	F90	49	EMLE350ARA220MF90G
	22	E73	30	EMLE160ARA220ME73G		33	F90	57	EMLE350ARA330MF90G
	47	F73	50	EMLE160ARA470MF73G		220	JA0	216	EMLE350ARA221MJA0G
	100	F90	81	EMLE160ARA101MF90G		50	33	HA0	77
	470	JA0	254	EMLE160ARA471MJA0G	47		HA0	92	EMLE500ARA470MHA0G
33	F73	48	EMLE250ARA330MF73G	100	JA0		151	EMLE500ARA101MJA0G	
25	47	F90	63	EMLE250ARA470MF90G					
	100	HA0	116	EMLE250ARA101MHA0G					

◆RATED RIPPLE CURRENT MULTIPLIERS

◎Frequency Multipliers

Capacitance(μF)	Frequency(Hz)			
	120	1k	10k	100k
1.0	1.00	1.50	1.75	1.80
2.2 to 10	1.00	1.30	1.40	1.50
22 to 1,000	1.00	1.05	1.08	1.08

The endurance of capacitors is reduced with internal heating produced by ripple current at the rate of halving the lifetime with every 5°C rise. When long life performance is required in actual use, the rms ripple current has to be reduced.