

FTP Series

- Ideal for inverter smoothing capacitors such as Electric Vehicles, Hybrid Cars, etc.
- Endurance with ripple current : 5,000 hours at 85°C
- Rated voltage range : 63 to 450V_{dc}
- Lower profile offers drastic space saving compared with conventional cylindrical type
- Superior heat radiation realizes higher ripple current
- RoHS2 Compliant

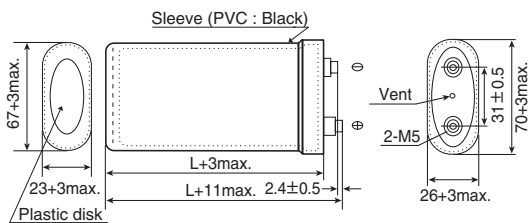


◆ SPECIFICATIONS

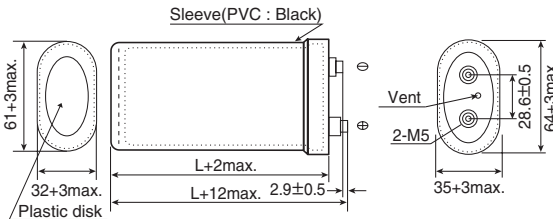
Items	Characteristics
Category	
Temperature Range	-40 to +85°C (63~100V _{dc}), -25 to +85°C (350~450V _{dc})
Rated Voltage Range	63 to 450V _{dc}
Capacitance Tolerance	±20% (M) (at 20°C, 120Hz)
Leakage Current	I=0.02CV or 5mA, whichever is smaller. Where, I : Max. leakage current (μA), C : Nominal capacitance (μF), V : Rated voltage (V) (at 20°C after 5 minutes)
Dissipation Factor (tan δ)	0.25 max. (at 20°C, 120Hz)
Low Temperature Characteristics	Capacitance change 63 to 100V _{dc} : C(-40°C)/C(+20°C) ≥ 0.6 350 to 450V _{dc} : C(-25°C)/C(+20°C) ≥ 0.7 (at 120Hz)
Endurance	The following specifications shall be satisfied when the capacitors are restored to 20°C after subjected to DC voltage with the rated ripple current is applied (the peak voltage shall not exceed the rated voltage) for 5,000 hours at 85°C.
	Capacitance change ≤ ±20% of the initial value
	D.F. (tan δ) ≤ 200% of the initial specified value
	Leakage current ≤ The initial specified value
Shelf Life	The following specifications shall be satisfied when the capacitors are restored to 20°C after exposing them for 1,000 hours at 85°C without voltage applied. Before the measurement, the capacitor shall be preconditioned by applying voltage according to Item 4.1 of JIS C 5101-4.
	Capacitance change ≤ ±20% of the initial value
	D.F. (tan δ) ≤ 200% of the initial specified value
	Leakage current ≤ The initial specified value

◆ DIMENSIONS (Screw-Mount) [mm]

- Terminal Code : LG
- Size Code : L



- Size Code : R



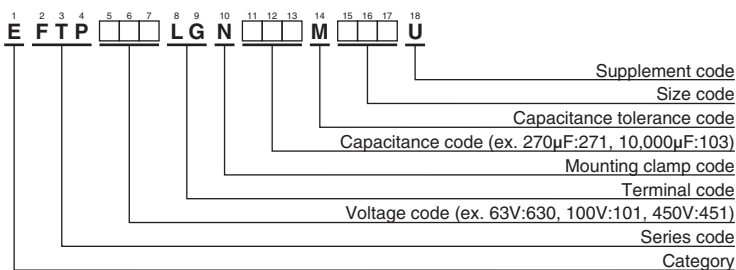
* Polyolefin is available upon request.

<Screw specifications>

Plus hexagon-headed screw: M5×0.8

Maximum screw tightening torque: 3.23Nm

◆ PART NUMBERING SYSTEM



Please refer to "Product code guide (screw-mount terminal type)"

◆ SIZE CODE

Code	Case size H×W×L (mm)
L50	26×70×50
L75	26×70×75
L95	26×70×95
R50	35×64×50
R75	35×64×75
R95	35×64×95

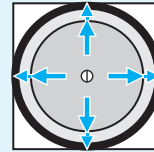
FTP Series

◆ **STANDARD RATINGS**

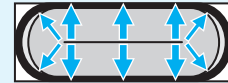
WV (V _{dc})	Cap (μF)	Case size H×W×L(mm)	tan δ	Rated ripple current (Arms/85°C, 10kHz)	Part No.	WV (V _{dc})	Cap (μF)	Case size H×W×L(mm)	tan δ	Rated ripple current (Arms/85°C, 10kHz)	Part No.
63	6,000	26×70×50	0.25	14.0	EFTP630LGN602ML50U	350	400	26×70×50	0.25	10.6	EFTP351LGN401ML50U
	12,000	26×70×75	0.25	19.0	EFTP630LGN123ML75U		800	26×70×75	0.25	15.7	EFTP351LGN801ML75U
	17,000	26×70×95	0.25	22.0	EFTP630LGN173ML95U		1,100	26×70×95	0.25	18.7	EFTP351LGN112ML95U
	7,400	35×64×50	0.25	16.1	EFTP630LGN742MR50U		490	35×64×50	0.25	11.9	EFTP351LGN491MR50U
	15,000	35×64×75	0.25	21.7	EFTP630LGN153MR75U		970	35×64×75	0.25	17.6	EFTP351LGN971MR75U
	21,000	35×64×95	0.25	25.3	EFTP630LGN213MR95U		1,400	35×64×95	0.25	21.0	EFTP351LGN142MR95U
80	4,300	26×70×50	0.25	14.0	EFTP800LGN432ML50U	400	330	26×70×50	0.25	10.6	EFTP401LGN331ML50U
	8,600	26×70×75	0.25	19.0	EFTP800LGN862ML75U		660	26×70×75	0.25	15.7	EFTP401LGN661ML75U
	12,000	26×70×95	0.25	22.0	EFTP800LGN123ML95U		930	26×70×95	0.25	18.7	EFTP401LGN931ML95U
	5,300	35×64×50	0.25	16.1	EFTP800LGN532MR50U		400	35×64×50	0.25	11.9	EFTP401LGN401MR50U
	10,000	35×64×75	0.25	21.7	EFTP800LGN103MR75U		800	35×64×75	0.25	17.6	EFTP401LGN801MR75U
	15,000	35×64×95	0.25	25.3	EFTP800LGN153MR95U		1,100	35×64×95	0.25	21.0	EFTP401LGN112MR95U
100	2,900	26×70×50	0.25	14.0	EFTP101LGN292ML50U	450	270	26×70×50	0.25	10.1	EFTP451LGN271ML50U
	5,700	26×70×75	0.25	19.0	EFTP101LGN572ML75U		540	26×70×75	0.25	15.0	EFTP451LGN541ML75U
	8,100	26×70×95	0.25	22.0	EFTP101LGN812ML95U		760	26×70×95	0.25	18.0	EFTP451LGN761ML95U
	3,600	35×64×50	0.25	16.1	EFTP101LGN362MR50U		330	35×64×50	0.25	11.4	EFTP451LGN331MR50U
	7,100	35×64×75	0.25	21.7	EFTP101LGN712MR75U		660	35×64×75	0.25	16.7	EFTP451LGN661MR75U
	10,000	35×64×95	0.25	25.3	EFTP101LGN103MR95U		930	35×64×95	0.25	20.1	EFTP451LGN931MR95U

◆ **Improvement of space factor and heat radiation**

Dead spaces are found in the conventional cylindrical shape. But lower profile offers reduced dead space, and makes the equipment smaller in size. Moreover, the internal element of the lower profile capacitor is in greater contact with the can. This greatly improves the heat dissipation compared with the cylindrical shape.



Cylindrical shape



FTP series