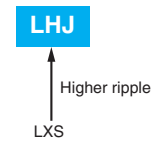


LHJ Series *New!*

- Higher ripple current from LXS series
- Endurance with ripple current : 5,000 hours at 105°C
- Rated voltage range : 400 to 450V_{dc}, Capacitance range : 220 to 810μF
- For inverter control, switching power supplies
- Non solvent resistant type
- RoHS2 Compliant

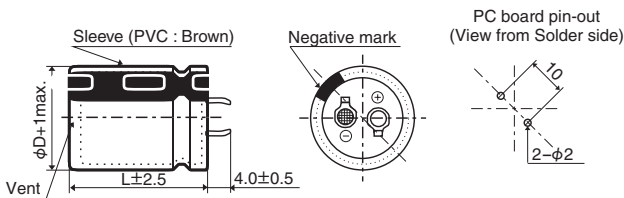


◆ SPECIFICATIONS

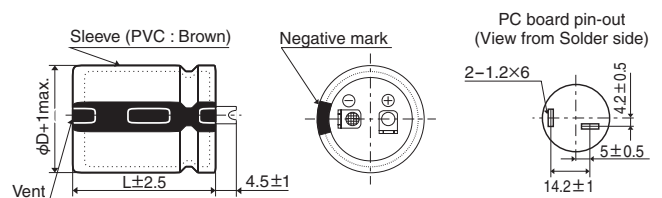
Items	Characteristics		
Category	-40 to +105°C		
Temperature Range			
Rated Voltage Range	400 to 450V _{dc}		
Capacitance Tolerance	±20% (M) (at 20°C, 120Hz)		
Leakage Current	I ≤ 3/CV Where, I : Max. leakage current (μA), C : Nominal capacitance (μF), V : Rated voltage (V) (at 20°C after 5 minutes)		
Dissipation Factor (tan δ)	Rated voltage (V _{dc})	400V	420 & 450V
	tan δ (Max.)	0.15	0.20
Low Temperature Characteristics (Max. Impedance Ratio)	Rated voltage (V _{dc})	400V	420 & 450V
	Z(-25°C)/Z(+20°C)	3	8
	Z(-40°C)/Z(+20°C)	12	14
Endurance	The following specifications shall be satisfied when the capacitors are restored to 20°C after subjected to DC voltage with the rated ripple current is applied (the peak voltage shall not exceed the rated voltage) for 5,000 hours at 105°C.		
Shelf Life	Capacitance change	≤ ±20% of the initial value	
	D.F. (tan δ)	≤ 200% of the initial specified value	
	Leakage current	≤ The initial specified value	
Shelf Life	Capacitance change	≤ ±15% of the initial value	
	D.F. (tan δ)	≤ 150% of the initial specified value	
	Leakage current	≤ The initial specified value	

◆ DIMENSIONS [mm]

● Terminal Code : VS (φ30, φ35) : Standard

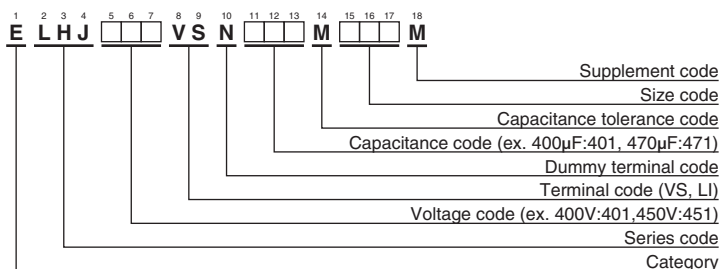


● Terminal Code : LI (φ35)



The standard design has no plastic disc.

◆ PART NUMBERING SYSTEM



Please refer to "Product code guide (snap-in type)"

◆STANDARD RATINGS

WV (V _{dc})	Cap (μF)	Case size φD×L(mm)	tan δ	Rated ripple current (Arms/105°C, 120Hz)	Part No.	WV (V _{dc})	Cap (μF)	Case size φD×L(mm)	tan δ	Rated ripple current (Arms/105°C, 120Hz)	Part No.	
400	280	30 × 35	0.15	2.31	ELHJ401VSN281MR35M	420	440	30 × 54	0.20	3.06	ELHJ421VSN441MR54M	
	350	30 × 41	0.15	2.67	ELHJ401VSN351MR41M		490	30 × 59	0.20	3.28	ELHJ421VSN491MR59M	
	400	30 × 46	0.15	2.92	ELHJ401VSN401MR46M		490	35 × 46	0.20	3.22	ELHJ421VSN491MA46M	
	400	35 × 35	0.15	2.92	ELHJ401VSN401MA35M		580	35 × 51	0.20	3.60	ELHJ421VSN581MA51M	
	470	30 × 51	0.15	3.23	ELHJ401VSN471MR51M		620	35 × 54	0.20	3.76	ELHJ421VSN621MA54M	
	500	35 × 41	0.15	3.39	ELHJ401VSN501MA41M		700	35 × 59	0.20	4.06	ELHJ421VSN701MA59M	
	510	30 × 54	0.15	3.41	ELHJ401VSN511MR54M		450	220	30 × 35	0.20	1.98	ELHJ451VSN221MR35M
	570	30 × 59	0.15	3.66	ELHJ401VSN571MR59M			280	30 × 41	0.20	2.31	ELHJ451VSN281MR41M
	570	35 × 46	0.15	3.70	ELHJ401VSN571MA46M			310	30 × 46	0.20	2.48	ELHJ451VSN311MR46M
	670	35 × 51	0.15	4.12	ELHJ401VSN671MA51M			320	35 × 35	0.20	2.45	ELHJ451VSN321MA35M
	720	35 × 54	0.15	4.32	ELHJ401VSN721MA54M			370	30 × 51	0.20	2.77	ELHJ451VSN371MR51M
	810	35 × 59	0.15	4.66	ELHJ401VSN811MA59M			400	30 × 54	0.20	2.91	ELHJ451VSN401MR54M
420	240	30 × 35	0.20	2.07	ELHJ421VSN241MR35M	400		35 × 41	0.20	2.85	ELHJ451VSN401MA41M	
	300	30 × 41	0.20	2.39	ELHJ421VSN301MR41M	450		30 × 59	0.20	3.14	ELHJ451VSN451MR59M	
	340	30 × 46	0.20	2.60	ELHJ421VSN341MR46M	450		35 × 46	0.20	3.09	ELHJ451VSN451MA46M	
	350	35 × 35	0.20	2.57	ELHJ421VSN351MA35M	530		35 × 51	0.20	3.44	ELHJ451VSN531MA51M	
	410	30 × 51	0.20	2.92	ELHJ421VSN411MR51M	570		35 × 54	0.20	3.61	ELHJ451VSN571MA54M	
	430	35 × 41	0.20	2.95	ELHJ421VSN431MA41M	640		35 × 59	0.20	3.89	ELHJ451VSN641MA59M	

◆RATED RIPPLE CURRENT MULTIPLIERS

● Frequency Multipliers

Frequency(Hz)	50	120	300	1k	10k	50k
400 to 450V	0.72	1.00	1.21	1.38	1.48	1.46